

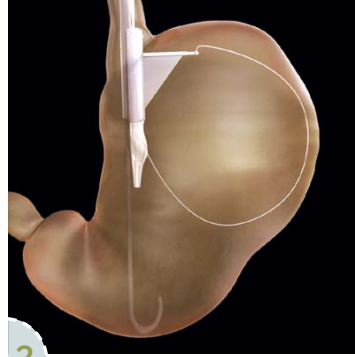
THE TOGA[®] PROCEDURE: Incisionless Treatment for Obesity

The TOGA Procedure is a transoral (incisionless) treatment for obesity. In the procedure, specially designed flexible instruments (the TOGA[®] System) are passed through the mouth and into the stomach where they are used to create a restrictive pouch. The pouch is intended to collect food as it enters the stomach, giving patients a feeling of fullness after a small meal.

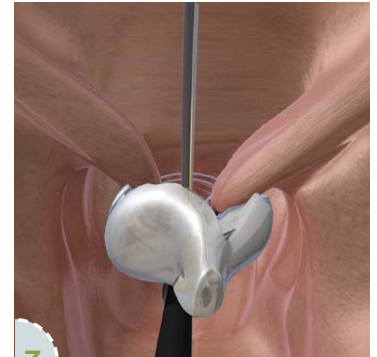
STEPS OF THE TOGA PROCEDURE



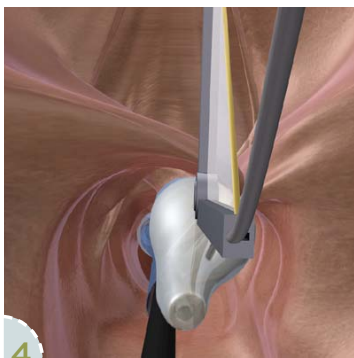
1 The TOGA Sleeve Stapler is inserted through the mouth into the stomach.



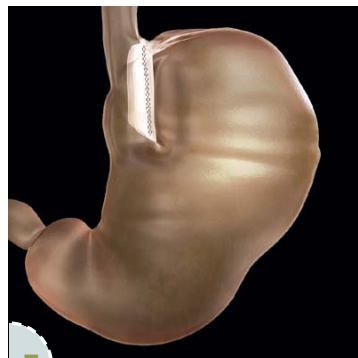
2 A retraction wire is deployed to spread the stomach tissue.



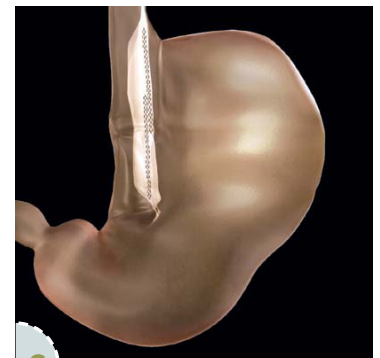
3 *endoscopic view*
Vacuum is applied and tissue is acquired from the anterior and posterior stomach walls.



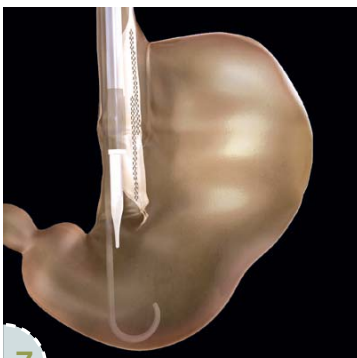
4 *endoscopic view*
The Sleeve Stapler is closed, delivering 33 titanium staples in a 4.5cm staple line.



5 This creates a sleeve along the lesser curve.



6 The process is repeated to create a sleeve of desired length.



7 The TOGA Restrictor is used to narrow the bottom of the sleeve creating a pouch.



8 The resulting pouch is intended to provide a feeling of fullness after a small meal.

** **United States:** Caution - The TOGA System is an investigational device, limited by U.S. law to investigational use.
Europe: The TOGA System has been granted CE Mark but is not yet available for sale.

